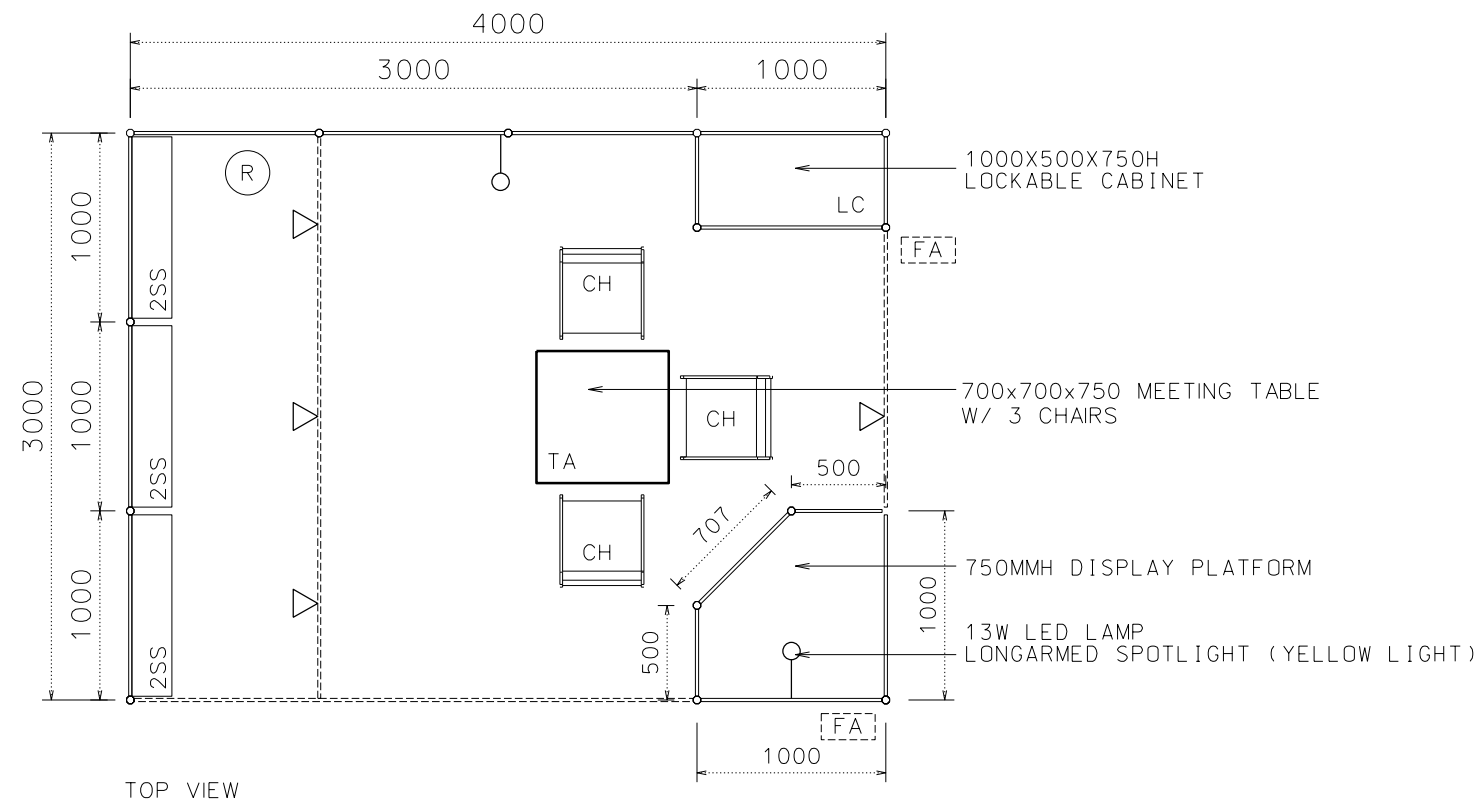
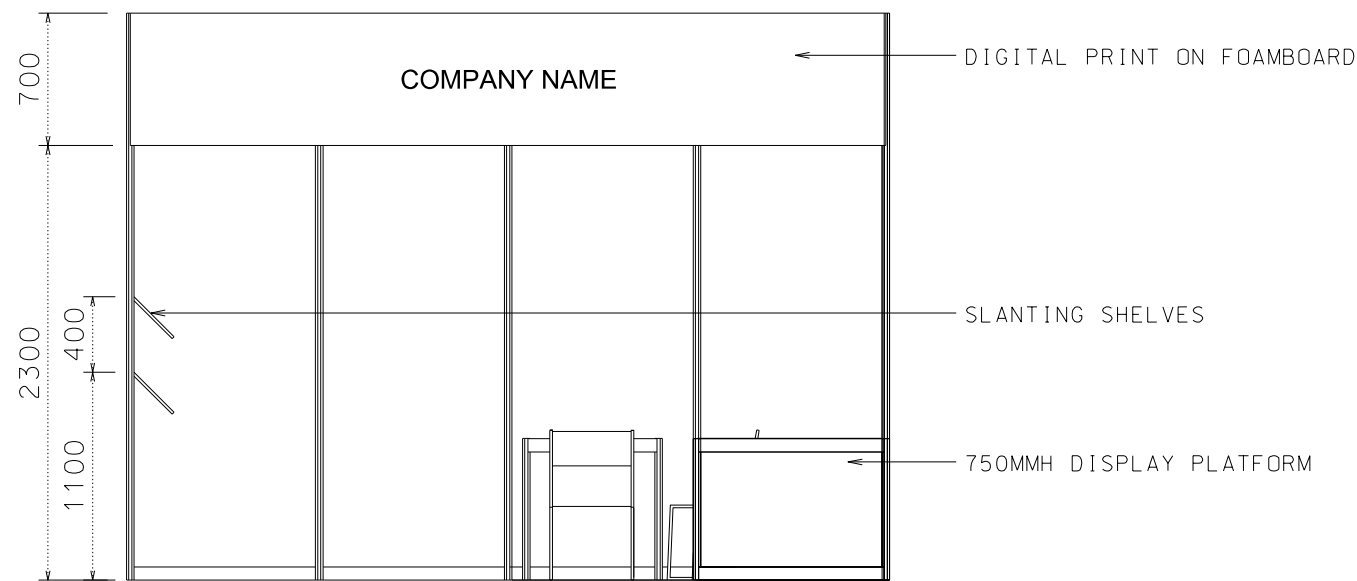



# 4M x 3M RIGHT CORNER BOOTH (GREEN ZONE)



TOP VIEW



FRONT ELEVATION



PERSPECTIVE

## SHELL BOOTH FACILITIES

LEGEND	DESCRIPTION	QUANTITY
	1000 X 1000 X 750MMH DISPLAY PLATFORM	1
	MEETING TABLE 700X 700 X750MM (LXWXH)	1
	BLACK LEATHER CHAIR	3
	COMPAMY FASCIA	2
	13W LED LAMP LONGARMED SPOTLIGHT ( YELLOW LIGHT)	2
	13W LED LAMP SPOTLIGHT ( YELLOW LIGHT)	4
	CARPET	12SQM
	CEILING BEAM	3M
	RUBBISH BIN	1
	SLANTING SHELVES	6M
	1000Lx500Dx750MMH LOCKABLE CABINET	1

FILE PATH - I:\Booth drawing\0427 Print\_packaging\CR INTERNAL USE\Green Solution\B10D\_4x3\_GreenLivZone.dgn



## NOTES UNLESS OTHERWISE SPECIFIED ALL DIMENSIONS ARE IN MM.

.....  
 .....  
 .....

.....  
 .....  
 .....

## REVISION

DATE: 09/12/2021

SCALE: 1:40 (A3)

DRAWN BY: JASON

CHECKED BY: .....

## TITLE

4M x 3M  
 RIGHT CORNER BOOTH  
 (GREEN ZONE)

## PROJECT

HK INT'L  
 PRINTING & PACKAGING  
 FAIR 2022

DATE: 27-30/04/2022

## SHEET

B10E